

# Inductive Reasoning Free Sample Test 2

Solutions Booklet

## Instructions

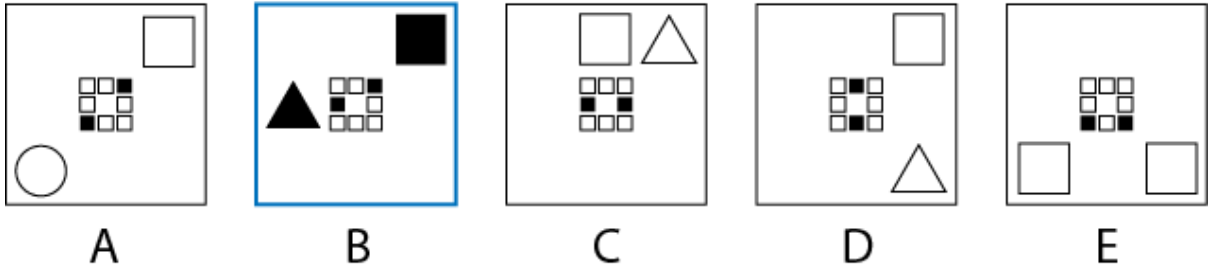
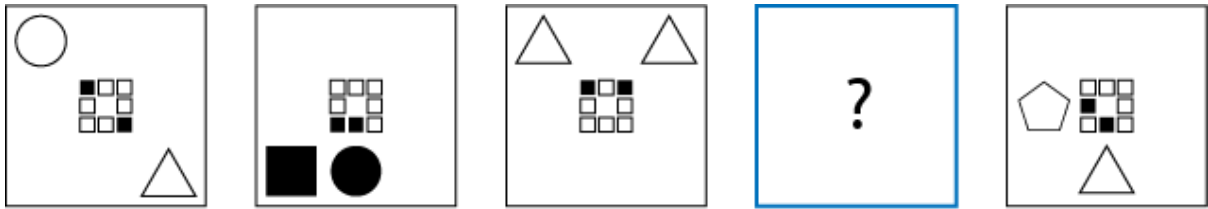
This inductive reasoning test comprises **15 questions** and you will have **12 minutes** in which to correctly answer as many as you can.

In each question you will be presented with a logical sequence of five figures. You will need to determine which of the possible answers best matches the missing figure in the sequence.

You will have to work quickly and accurately to perform well in this test. If you don't know the answer to a question, leave it and come back to it if you have time.

You can submit your test at any time. If the time limit is up before you click submit the test will automatically be submitted with the answers you have selected. It is recommended to keep working until the time limit is up.

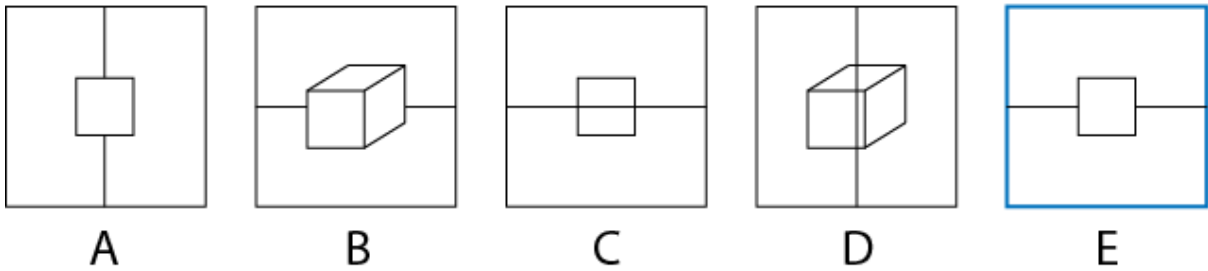
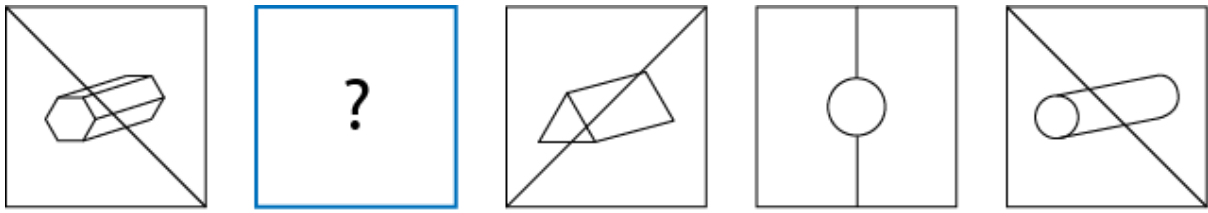
Try to find a time and place where you will not be interrupted during the test. **The test will start on the next page.**



**Q1** What replaces the question mark?

- (A) A
- (B) B**
- (C) C
- (D) D
- (E) E

Rule 1: The total number of edges on the large shapes increases by one each time.  
 Rule 2: The large shapes alternate between unshaded and shaded.  
 Rule 3: The large shapes' locations are determined by the small shaded squares.



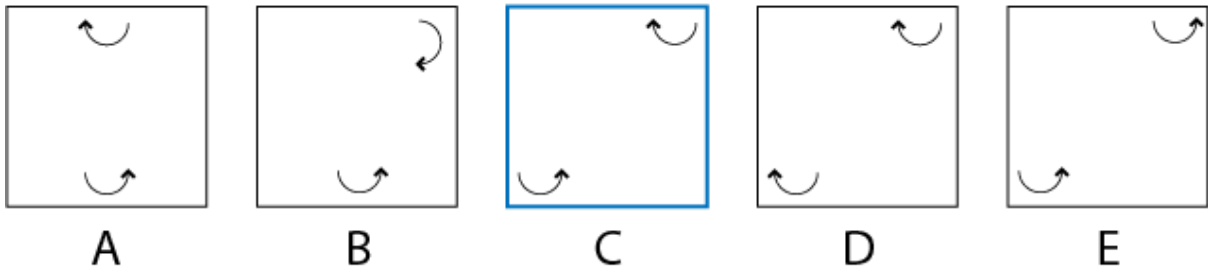
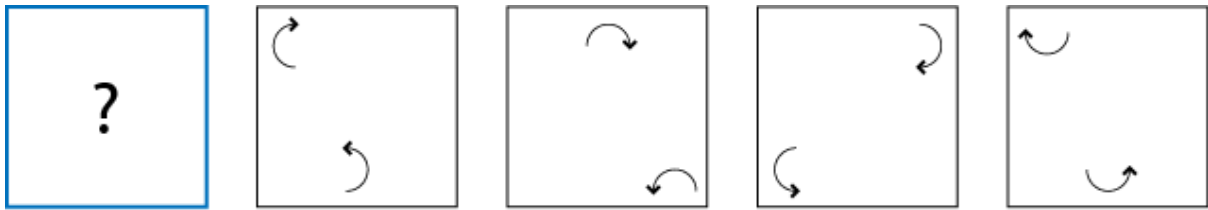
**Q2** What replaces the question mark?

- (A) A
- (B) B
- (C) C
- (D) D
- (E) E**

Rule 1: The line rotates 45° counterclockwise each time.

Rule 2: The line alternates between being in the foreground and in the background.

Rule 3: The shapes alternate between 3D and 2D.



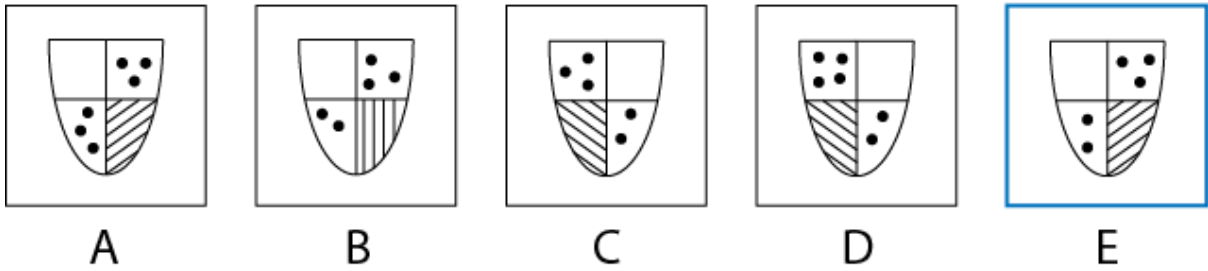
**Q3** What replaces the question mark?

- (A) A
- (B) B
- (C) C**
- (D) D
- (E) E

Rule 1: Both arrows move one place to the right each time.

Rule 2: The top arrow rotates 90° clockwise each time.

Rule 3: The bottom arrow rotates 90° counterclockwise each time.



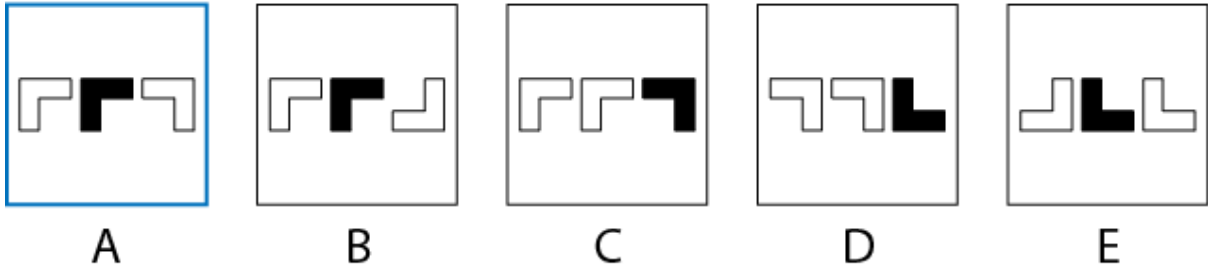
**Q4** What replaces the question mark?

- (A) A
- (B) B
- (C) C
- (D) D
- (E) E**

Rule 1: The segments of the shield move one place counter clockwise each time.

Rule 2: The total number of circles increases by one each time.

Rule 3: The lines in the lined segments rotate 45° counter clockwise each time.



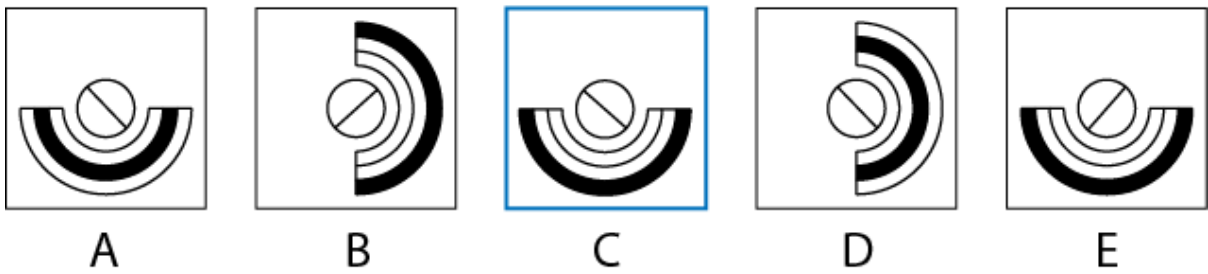
**Q5** What replaces the question mark?

- (A) A
- (B) B
- (C) C
- (D) D
- (E) E

Rule 1: The left hand symbol rotates 90° clockwise each time.

Rule 2: The centre and right hand symbols rotate 90° counter clockwise each time.

Rule 3: The shaded symbol moves one place to the right each time.



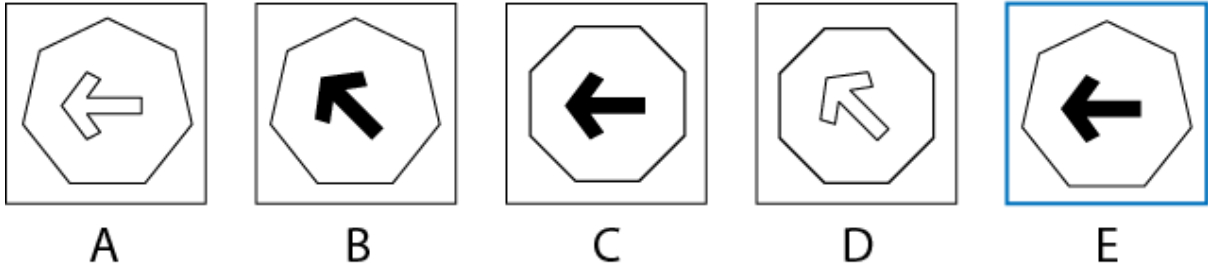
**Q6** What replaces the question mark?

- (A) A
- (B) B
- (C) C**
- (D) D
- (E) E

Rule 1: The arch rotates 90° counter clockwise each time.

Rule 2: The line inside the circle rotates 45° counter clockwise each time.

Rule 3: The shaded segment of the arch moves out one place each time.



**Q7** What replaces the question mark?

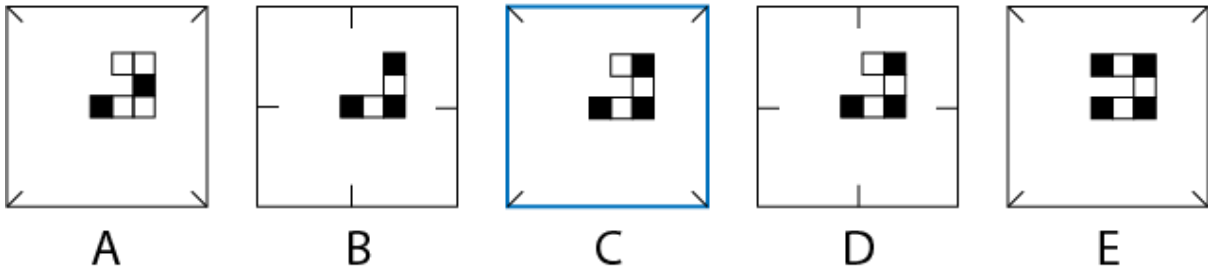
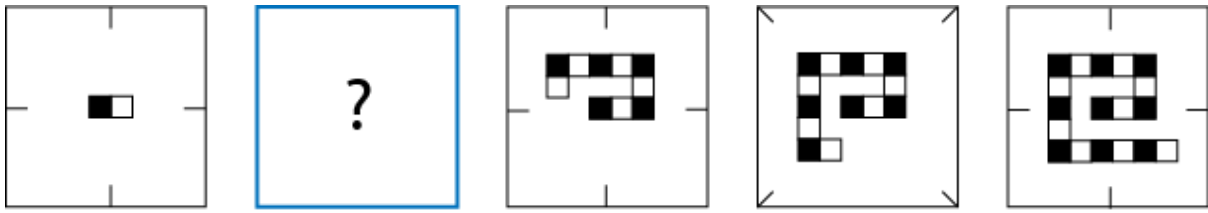
- (A) A
- (B) B
- (C) C
- (D) D
- (E) E**

Rule 1: The arrow rotates 45° clockwise each time.

Rule 2: The arrow alternates between shaded and unshaded.

Rule 3: The total number of edges on the large shape increases by one each time.

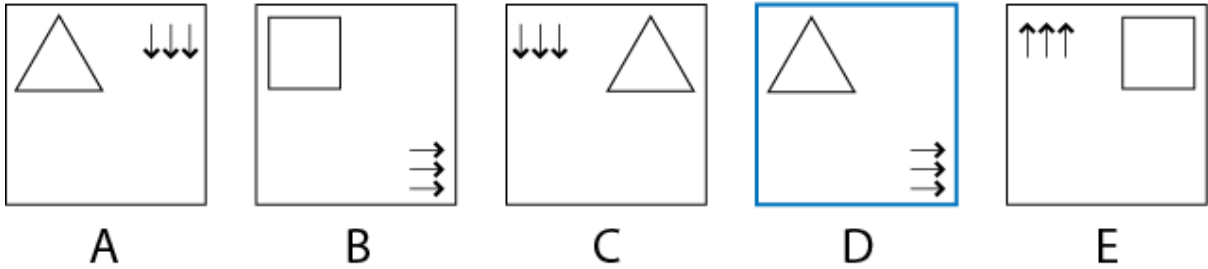
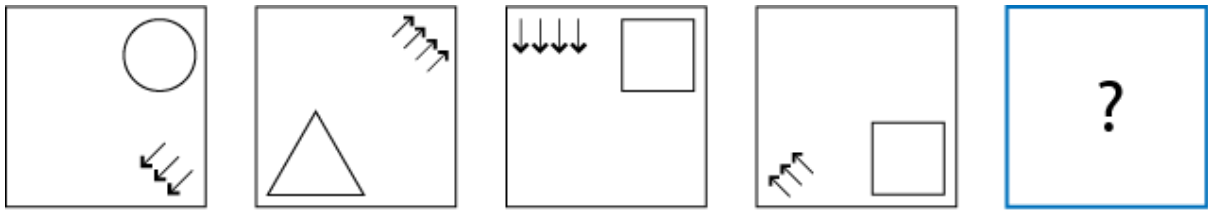




**Q8** What replaces the question mark?

- (A) A
- (B) B
- (C) C**
- (D) D
- (E) E

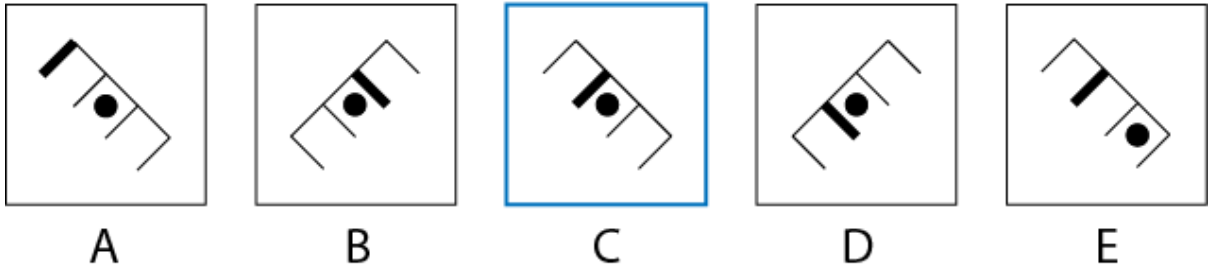
Rule 1: The lines around the edges alternate between horizontal/vertical and diagonal.  
 Rule 2: Four new squares are added each time.  
 Rule 3: The squares alternate between shaded and unshaded.



**Q9** What replaces the question mark?

- (A) A
- (B) B
- (C) C
- (D) D**
- (E) E

Rule 1: The arrows move one place counterclockwise around the box each time.  
 Rule 2: The direction of the arrows indicate where the next shape moves to.  
 Rule 3: The number of arrows indicates the total number of sides on the next shape.



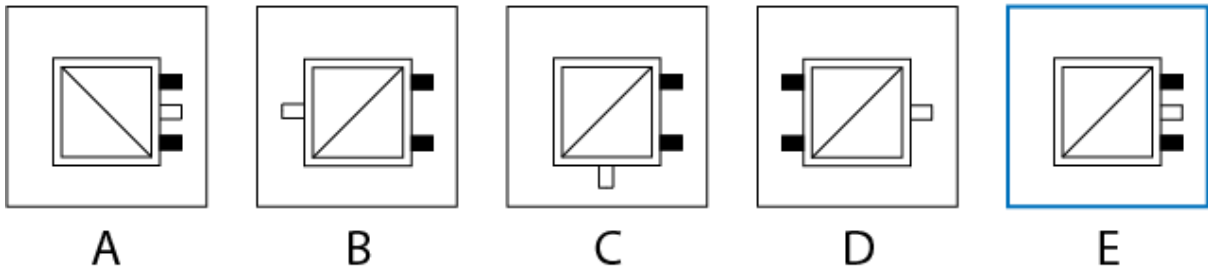
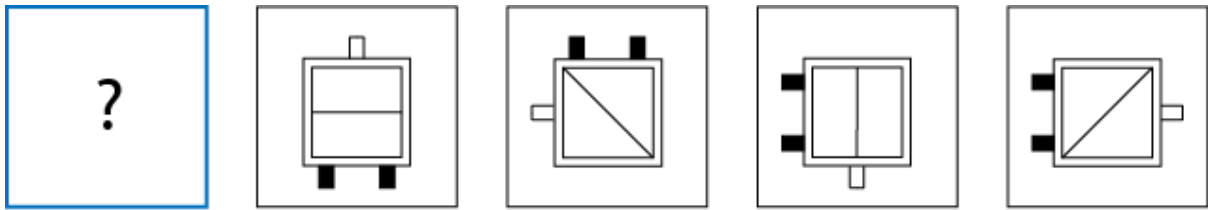
**Q10** What replaces the question mark?

- (A) A
- (B) B
- (C) C**
- (D) D
- (E) E

Rule 1: The symbol rotates 45° clockwise each time.

Rule 2: The circle moves one place to the right each time, with regard to the initial orientation of the symbol.

Rule 3: The thick line moves one place to the right each time, with regard to the initial orientation of the symbol.



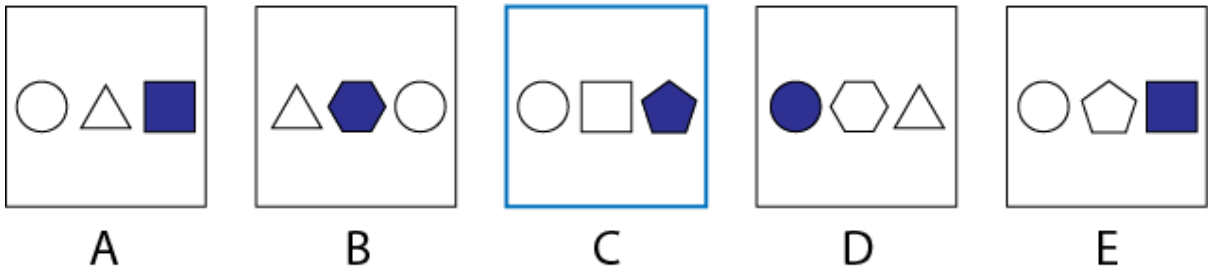
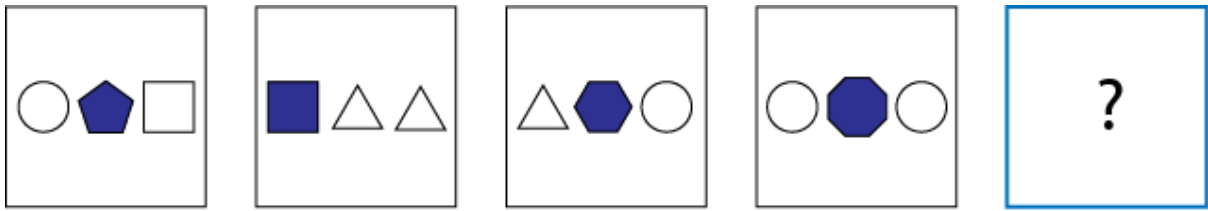
**Q11** What replaces the question mark?

- (A) A
- (B) B
- (C) C
- (D) D
- (E) E**

Rule 1: The unshaded notch moves one place counterclockwise around the square each time.

Rule 2: The shaded notches move clockwise one place, then two places, then three places and so on.

Rule 3: The line in the square rotates 45° clockwise each time.



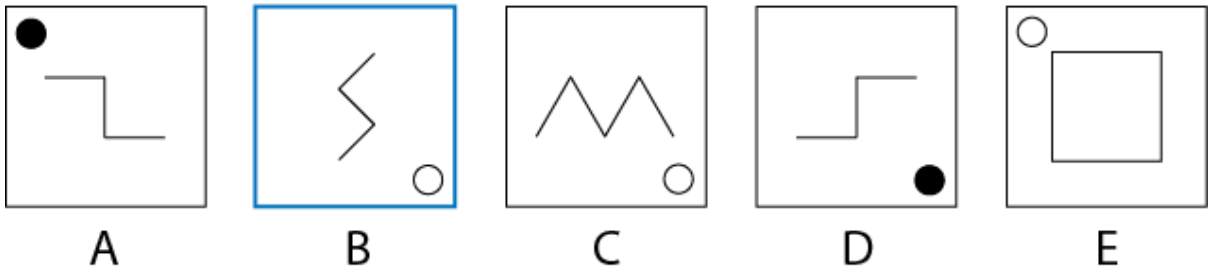
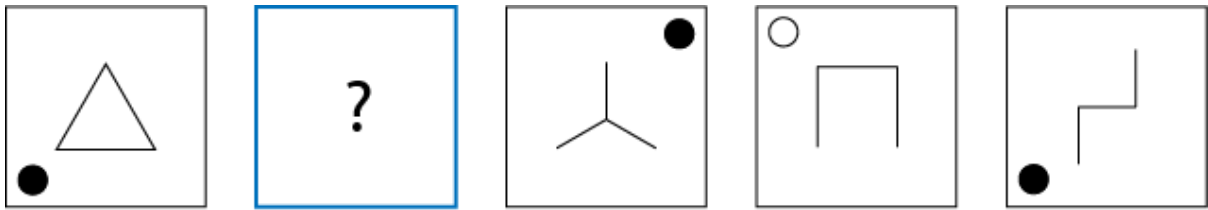
**Q12** What replaces the question mark?

- (A) A
- (B) B
- (C) C**
- (D) D
- (E) E

Rule 1: The final shape is the first shape of the next box.

Rule 2: The total number of sides on the shapes in each box is equal to ten.

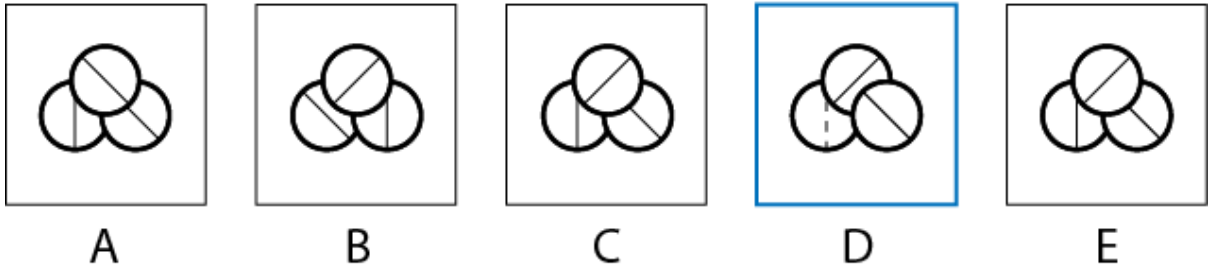
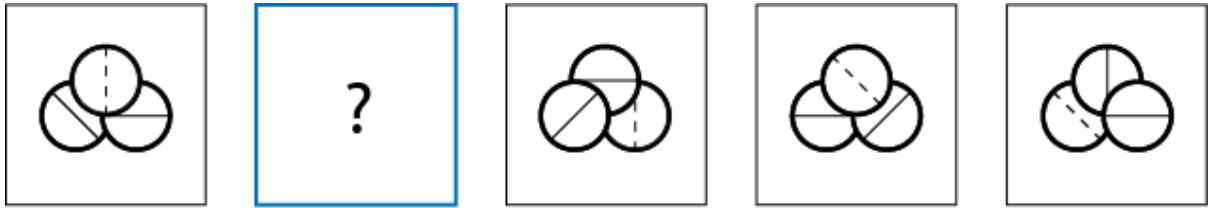
Rule 3: The shape with the highest number of edges is shaded.



**Q13** What replaces the question mark?

- (A) A
- (B) B**
- (C) C
- (D) D
- (E) E

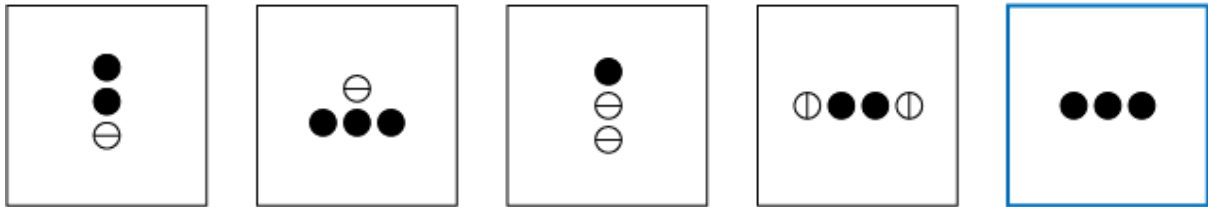
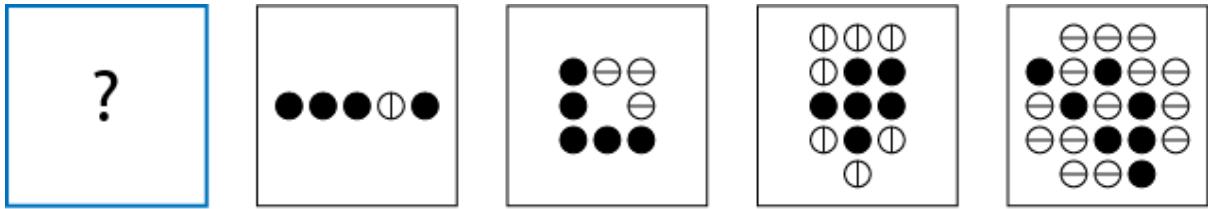
Rule 1: The small circle moves one place counter clockwise around the box each time.  
 Rule 2: The circle alternates between shaded and unshaded.  
 Rule 3: The symbol in the centre is always comprised of three lines.



**Q14** What replaces the question mark?

- (A) A
- (B) B
- (C) C
- (D) D**
- (E) E

Rule 1: The circle in the foreground moves one place clockwise each time.  
 Rule 2: The broken line moves one place counter clockwise each time.  
 Rule 3: All of the straight lines rotate 45° clockwise each time.



A

B

C

D

E

**Q15** What replaces the question mark?

- (A) A
- (B) B
- (C) C
- (D) D
- (E) E**

Rule 1: The number of circles in each box is equal to the total number of circles in the previous two boxes.

Rule 2: The total number of shaded boxes increases by one each time.

Rule 3: The lines on the other circles alternate between horizontal and vertical.

**-- End of Test --**